

## Rifle or Smooth Bore Kits

### TVM Builder's Kit

The stock is hand-shaped about 75% and the barrel and ramrod channels are cut. Everything else is to be completed by the builder, therefore these kits are recommended for advance/expert builders. We offer this kit with single trigger only in all TVM muzzleloader styles.

---

### TVM Standard Kit

The **stock** is hand-shaped about 75% with the **barrel & ramrod** channels cut. The butt of the stock is shaped & the forearm is rounded to a basic shape. The builder will finish the shape as desired. The **lock** is inlet with the top/center lock bolt drilled & tapped. The **trigger mechanism** is inlet; the bar is not. Final adjustments will be made to the trigger and lock once the bar is inlet.

The **breech plug** is installed in the barrel. The **breech & tang** are inlet. The builder will drill and tap for the **tang bolt**. The **touchhole liner or drum** is installed. Dovetails for the front/rear **sights** are cut into the barrel. The sights are not installed. Placement of the **tenons** is marked on the barrel as a guide for the builder to install the tenons. The builder will also inlet the tenons into the stock & drill the pin holes. **Other parts** purchased with the kit such as, butt plate, side plate, toe plate, nose cap, thimbles, & trigger guard must be installed. The builder will finish the wood & metal as desired. This kit is available in **all TVM muzzleloader styles**.

---


**TVM Customized Kit** You may customize the **TVM Standard Kit** by adding one or a combination of the following:

- Inlet Lock 100%
- Inlet Trigger Bar 100%
- Drill & Tap 2nd Lock Bolt
- Drill & Tap Tang Bolt
- Shape stock 100%
- Install & Inlet Tenons
- Inlet Trigger Guard
- Fit sights
- Fit Butt Plate
- Fit Nose Cap
- Inlet Side Plate
- Install Thimbles
- Inlet Toe Plate
- Drill & Pin Tenons


Please call to confirm the list of items you wish to add. Wait time will increase accordingly.




### Poor-Boy Kit



### Basic Kit



- See parts list and upgrade options in the full description of each style.
  - Note: The Fowler & Tulle have a front sight & 2 forward tenons that the builder will solder to the barrel.
- 



We recommend *The Art of Building the Pennsylvania Longrifle* as a great reference for finishing any kit. Written by Chuck Dixon, this book has 109 pages filled with detailed instructions and over 450 illustrations and charts.